

Earth terminals

Screw connection system



Insulating terminal housing PA 6.6 V2
Rail mount on TS 15 / TS 32 / TS 35

Connection diagram

Connection type

Dimension (L x W x H)

with TS 15 mm

with TS 32mm

with TS 35 x 7,5mm

Type

Type

Cat. no./Qty. p. pck.

Rating

Rated voltage V

Rated current A

Rated conductor cross-section mm²/ AWG

Rated surge voltage kv/Contamination degree

Gauge plug acc. to EN 60 947-1 / Flammability class UL 94

For certifications and approvals

Conductor data

Single wire (solid)/Stranded (flexible) mm²

Flexible/Flexible (with ADH acc. to DIN 46 228/1) mm²

Contact wire range mm²

Insulation stripping length mm

Features

Number of cross connection channels

Test pick-off feature

Accessories


End plate AP

Cat. no./Qty. p. pck. green

Screw driver

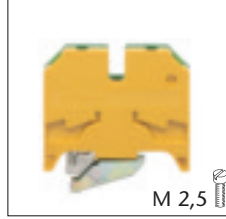
Cat. no./Qty. p. pck.

SL 4/15




M 3

SLN 2,5/32



M 2,5

SLN 2,5/35

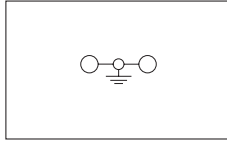


M 2,5

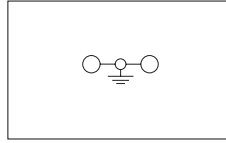
SL 2,5/35 ZR



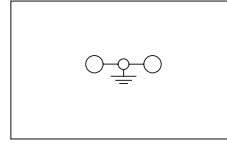
M 3



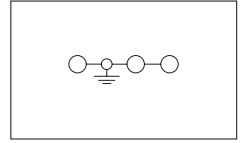
Earth terminal
2 connectors



Earth terminal
2 connectors



Earth terminal
2 connectors



Earth terminal
3 connectors

Screw connection technology

32 x 7 x 34

Screw connection technology

40 x 6 x 43,7

Screw connection technology

52 x 6 x 38,9

Screw connection technology

62 x 6 x 47

SL 4/15
1064.2/100

IEC UL CSA

SLN 2,5/32
1057.2/100

IEC UL CSA

SLN 2,5/35
1058.2/100

IEC UL CSA

SL 2,5/35 ZR
1060.2/100

IEC UL CSA

4 | 22-10

8 | 3

A3 | V2

see page 302

0,2-4 | -

0,2-4 | -

0,2-4

9

2,5 | 22-12

8 | 3

A3 | V2

see page 302

0,2-4 | -

0,2-4 | 0,2-2,5

0,2-4

10

2,5 | 22-12

8 | 3

A3 | V2

see page 302

0,2-4 | -

0,2-4 | 0,2-2,5

0,2-4

10

2,5 | 22-12

6 | 3

A3 | V2

see page 302

0,2-4 | -

0,2-4 | 0,2-2,5

0,2-4

9

AP 2,5 R

2574.1/20

SDB 0,5 x 3,0

1085.0/1

SDB 0,6 x 3,5

1086.0/1

SDB 0,5 x 3,0

1085.0/1

SDB 0,5 x 3,0

1085.0/1

Further accessories

Further accessories like marking systems, test adapters, covers, end brackets etc. you can find on the pages for accessories specified below!

Page 126

Page 126

Page 126

Page 126


Earth terminals

Screw connection system



Insulating terminal housing PA 6.6 V2
Rail mount on TS 32 / TS 35

SL 10/35




SL 16/32



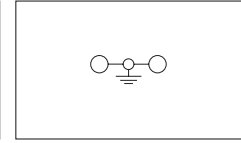
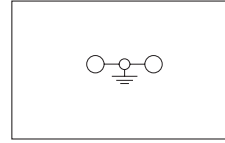
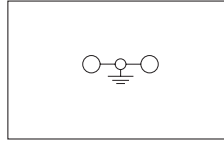
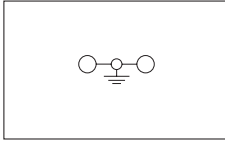
SL 16/35



SL 16/35 N



Connection diagram



Earth terminal
2 connectors

Earth terminal
2 connectors

Earth terminal
2 connectors

Earth terminal
2 connectors

Connection type

Dimension (L x W x H)

with TS 32 mm

with TS 35 x 7,5 mm

Type

Type

Cat. no./Qty. p. pck.

Rating

Rated voltage V

Rated current A

Rated conductor cross-section mm²/ AWG

Rated surge voltage kv/Contamination degree

Gauge plug acc. to EN 60 947-1 / Flammability class UL 94

For certifications and approvals

Conductor data

Single wire (solid)/Stranded (flexible) mm²

Flexible/Flexible (with ADH acc. to DIN 46 228/1) mm²

Contact wire range mm²

Insulation stripping length mm

Features

Number of cross connection channels

Test pick-off feature

Accessories

Screw driver

Cat. no./Qty. p. pck.

Screw connection technology

56 x 10 x 47

SL 10/35
1213.2/80

IEC UL CSA

Screw connection technology

50 x 12 x 63

SL 16/32
1196.2/50

IEC UL CSA

Screw connection technology

50 x 12 x 58,5

SL 16/35
1197.2/50

IEC UL CSA

Screw connection technology

50 x 12 x 53

SL 16/35 N
1533.2/50

IEC UL CSA

Further accessories

Further accessories like marking systems, test adapters, covers, end brackets etc. you can find on the pages for accessories specified below!

Page 126

Page 126

Page 126

Page 126

