




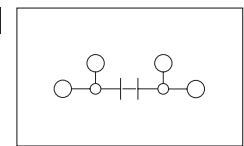
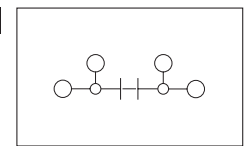
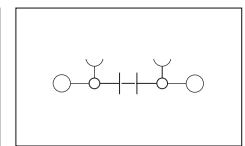
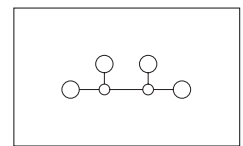
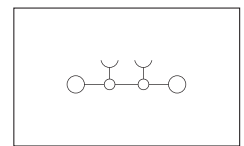


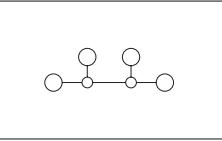
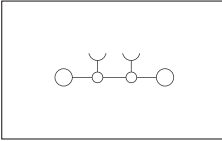


Test disconnect terminals

Screw connection system	PTK/LT	PTK/LT/STB	PTK/QT	PTK/QT/STB
 <p>Insulating terminal housing PA 6.6 V2 Rail mount on TS 32 / TS 35</p>	 <p>M 4</p>	 <p>M 4</p>	 <p>M 4</p>	 <p>M 4</p>
<p>Connection diagram</p>  <p>Test disconnect terminal 2 connectors</p>	 <p>Test disconnect terminal 2 connectors</p>	 <p>Test disconnect terminal 2 connectors</p>	 <p>Test disconnect terminal 2 connectors</p>	 <p>Test disconnect terminal 2 connectors</p>
<p>Connection type</p>	<p>Screw connection technology</p>	<p>Screw connection technology</p>	<p>Screw connection technology</p>	<p>Screw connection technology</p>
<p>Dimension (L x W x H) with TS 32 mm with TS 35 x 7,5 mm</p>	<p>72 x 8 x 51,5 72 x 8 x 47</p>	<p>72 x 8 x 51,5 72 x 8 x 47</p>	<p>72 x 8 x 51,5 72 x 8 x 47</p>	<p>72 x 8 x 51,5 72 x 8 x 47</p>
<p>Type Type/Colour beige Cat. no./Qty. p. pck.</p>	<p>PTK/LT beige 1130.2/50</p>	<p>PTK/LT/STB beige 1131.2/50¹⁾</p>	<p>PTK/QT beige 1132.2/100</p>	<p>PTK/QT/STB beige 1133.2/50¹⁾</p>
<p>Rating Rated voltage V Rated current A</p>	<p>IEC UL CSA 400 600 600 41 45 45</p>	<p>IEC UL CSA 400 600 600 41 45 45</p>	<p>IEC UL CSA 400 600 600 41 45 45</p>	<p>IEC UL CSA 400 600 600 41 45 45</p>
<p>Rated conductor cross-section mm²/AWG Rated surge voltage kv/Contamination degree Gauge plug acc. to EN 60947-1 / Flammability class UL 94</p>	<p>10 22-8 4 3 A5 V2</p>	<p>10 22-8 4 3 A5 V2</p>	<p>10 22-8 4 3 A5 V2</p>	<p>10 22-8 4 3 A5 V2</p>
<p>For certifications and approvals</p>	<p>see page 302</p>	<p>see page 302</p>	<p>see page 302</p>	<p>see page 302</p>
<p>Conductor data Single wire (solid)/Stranded (flexible) mm² Flexible/Flexible (with ADH acc. to DIN 46 228/1) mm² Contact wire range mm²</p>	<p>0,2-10 - 0,2-10 0,2-10 0,2-10</p>	<p>0,2-10 - 0,2-10 0,2-10 0,2-10</p>	<p>0,2-10 - 0,2-10 0,2-10 0,2-10</p>	<p>0,2-10 - 0,2-10 0,2-10 0,2-10</p>
<p>Insulation stripping length mm</p>	<p>12</p>	<p>12</p>	<p>12</p>	<p>12</p>
<p>Features Number of cross connection channels Test pick-off feature</p>	<p>2</p>	<p>2</p>	<p>2</p>	<p>2</p>
<p>Accessories End plate AP Cat. no./Qty. p. pck. beige</p>	<p>AP/L/Q/D 2782.2/20</p>	<p>AP/L/Q/D 2782.2/20</p>	<p>AP/L/Q/D 2782.2/20</p>	<p>AP/L/Q/D 2782.2/20</p>
<p>Insulation plate TRS Cat. no./Qty. p. pck. beige</p>	<p>TRS 1 2003.2/100</p>	<p>TRS 1 2003.2/100</p>	<p>TRS 1 2003.2/100</p>	<p>TRS 1 2003.2/100</p>
<p>Test plug PS Cat. no./Qty. p. pck.</p>	<p>PS 4 2050.0/20</p>	<p>PS 4 2050.0/20</p>	<p>PS 4 2050.0/20</p>	<p>PS 4 2050.0/20</p>
<p>Cross switching bridge QSB Cat. no./Qty. p. pck.</p>	<p>QSB 2 2783./20</p>	<p>QSB 2 2783./20</p>	<p>QSB 2 2783./20</p>	<p>QSB 2 2783./20</p>
<p>Cross switching bridge QSB Cat. no./Qty. p. pck.</p>	<p>QSB 3 2784.0/20</p>	<p>QSB 3 2784.0/20</p>	<p>QSB 3 2784.0/20</p>	<p>QSB 3 2784.0/20</p>
<p>Cross switching bridge QSB Cat. no./Qty. p. pck.</p>	<p>QSB 4 2785.0/20</p>	<p>QSB 4 2785.0/20</p>	<p>QSB 4 2785.0/20</p>	<p>QSB 4 2785.0/20</p>
<p>Insulated cross connector QI Cat. no./Qty. p. pck.</p>	<p>QI 2 2750.2/50</p>	<p>QI 2 2750.2/50</p>	<p>QI 2 2750.2/50</p>	<p>QI 2 2750.2/50</p>
<p>Insulated cross connector QI Cat. no./Qty. p. pck.</p>	<p>QI 3 2751.2/50</p>	<p>QI 3 2751.2/50</p>	<p>QI 3 2751.2/50</p>	<p>QI 3 2751.2/50</p>
<p>Insulated cross connector QI Cat. no./Qty. p. pck.</p>	<p>QI 4 2752.2/50</p>	<p>QI 4 2752.2/50</p>	<p>QI 4 2752.2/50</p>	<p>QI 4 2752.2/50</p>
<p>Insulated cross connector QI Cat. no./Qty. p. pck.</p>	<p>QI 10 2753.2/50</p>	<p>QI 10 2753.2/50</p>	<p>QI 10 2753.2/50</p>	<p>QI 10 2753.2/50</p>
<p>Connection sleeve VH Cat. no./Qty. p. pck.</p>	<p>VH 19 2238.0/50</p>	<p>VH 19 2238.0/50</p>	<p>VH 19 2238.0/50</p>	<p>VH 19 2238.0/50</p>
<p>Shorting plug KSS Cat. no./Qty. p. pck.</p>	<p>KSS 2-8 2886.0/10</p>	<p>KSS 2-8 2886.0/10</p>	<p>KSS 2-8 2886.0/10</p>	<p>KSS 2-8 2886.0/10</p>
<p>Screw driver Cat. no./Qty. p. pck.</p>	<p>SDB 0,8x4,0 1087.0/1</p>	<p>SDB 0,8x4,0 1087.0/1</p>	<p>SDB 0,8x4,0 1087.0/1</p>	<p>SDB 0,8x4,0 1087.0/1</p>
<p>Further accessories</p>	<p>Page 126</p>	<p>Page 126</p>	<p>Page 126</p>	<p>Page 126</p>

Further accessories like marking systems, test adapters, covers, end brackets etc. you can find on the pages for accessories specified below!

¹⁾ with connector socket
Further technical specifications you will find on page 146.

PTK/DU	PTK/DU/STB				
 M 4	 M 4				
					
Test disconnect terminal 2 connectors	Test disconnect terminal 2 connectors				
Screw connection technology	Screw connection technology				
72 x 8 x 51,5 72 x 8 x 47	72 x 8 x 51,5 72 x 8 x 47				
PTK/DU beige 1134.2/50	PTK/DU/STB beige 1135.2/50¹⁾				
IEC 400 UL 600 CSA 600	IEC 400 UL 600 CSA 600				
41 45 45	41 45 45				
10 22-8	10 22-8				
4 3	4 3				
A5 V2	A5 V2				
see page 302	see page 302				
0,2-10 - 0,2-10 0,2-10 0,2-10	0,2-10 - 0,2-10 0,2-10 0,2-10				
12	12				
2	2				
AP/L/Q/D 2782.2/20	AP/L/Q/D 2782.2/20				
TRS 1 2003.2/100	TRS 1 2003.2/100				
PS 4 2050.0/20	PS 4 2050.0/20				
QI 2 2750.2/50					
QI 3 2751.2/50					
QI 4 2752.2/50					
QI 10 2753.2/50					
VH 19 2238.0/50					
KSS 2-8 2886.0/10	KSS 2-8 2886.0/10				
SDB 0,8x4,0 1087.0/1	SDB 0,8x4,0 1087.0/1				
Page 126	Page 126				