

Disconnect terminals

Screw connection system



Insulating terminal housing PA 6.6 V2
Rail mount on TS 15 / TS 32 / TS 35

TRK 1,5/15




TRK 1,5/15 DS



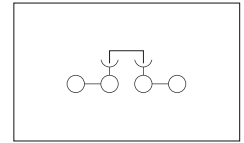
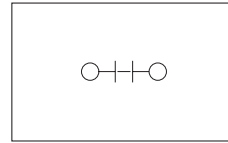
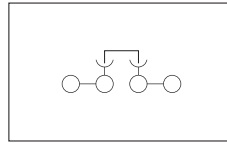
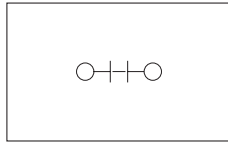
TRK 1,5



TRK 1,5/DS



Connection diagram



Disconnect terminal
2 connectors

Disconnect terminal
2 connectors

Disconnect terminal
2 connectors

Disconnect terminal
2 connectors

Connection type

Screw connection technology

Screw connection technology

Screw connection technology

Screw connection technology

Dimension (L x W x H)

with TS 15 mm

with TS 32 mm

with TS 35 x 7,5 mm

Type

Type/Colour beige

Cat. no./Qty. p. pck.

Type/Colour blue

Cat. no./Qty. p. pck.

Type/2 Connector sockets

Cat. no./Qty. p. pck.

Type/2 Connector sockets Colour blue

Cat. no./Qty. p. pck.

Rating

Rated voltage V

Rated current A

Rated conductor cross-section mm²/ AWG

Rated surge voltage kv/Contamination degree

Gauge plug acc. to EN 60 947-1 / Flammability class UL 94

For certifications and approvals

Conductor data

Single wire (solid)/Stranded (flexible) mm²

Flexible/Flexible (with ADH acc. to DIN 46 228/1) mm²

Contact wire range mm²

Insulation stripping length mm

Features

Number of cross connection channels

Test pick-off feature

Accessories

End plate AP

Cat. no./Qty. p. pck. beige

Test plug PS

Cat. no./Qty. p. pck. beige

Outer insulated cross connector AQI 2 poles

Cat. no./Qty. p. pck.

Outer insulated cross connector AQI 3 poles

Cat. no./Qty. p. pck.

Outer insulated cross connector AQI 4 poles

Cat. no./Qty. p. pck.

Contact sleeve KH

Cat. no./Qty. p. pck.

Partition plug with jumper

Cat. no./Qty. p. pck.

Partition plug with diode 1N4007/1A

Cat. no./Qty. p. pck.

Partition plug with diode 1N4007/1A

Cat. no./Qty. p. pck.

Partition plug without wiring

Cat. no./Qty. p. pck.

Screw driver

Cat. no./Qty. p. pck.

Further accessories

Further accessories like marking systems, test adapters, covers, end brackets etc. you can find on the pages for accessories specified below!

Further technical specifications you will find on page 286.

* Applies

48 x 6 x 38,3

TRK 1,5/15 beige

1392.2/100

TRK 1,5/15 blue

1392.5/100

TRK 1,5/15 STB

1393.2/100¹⁾

TRK 1,5/15 STB blue

1393.5/100¹⁾

IEC UL CSA

400 600 600

10 15 15

2,5 | 22-12

4 | 3

A4 | V2

see page 302

0,2-4 | -

0,2-4 | 0,2-2,5

0,2-4

8

48 x 6 x 56,3

TRK 1,5/15 DS beige

1396.2/50

TRK 1,5/15 STB/DS

1397.2/50¹⁾

IEC UL CSA

400 600 600

10 15 15

2,5 | 22-12

4 | 3

A4 | V2

see page 302

0,2-4 | -

0,2-4 | 0,2-2,5

0,2-4

8

48 x 6 x 52,8

48 x 6 x 48,3

TRK 1,5 beige

1390.2/100

TRK 1,5 blue

1390.5/100

TRK 1,5 STB

1391.2/100¹⁾

TRK 1,5 STB blue

1391.5/100¹⁾

IEC UL CSA

400 600 600

10 15 15

2,5 | 22-12

4 | 3

A4 | V2

see page 302

0,2-4 | -

0,2-4 | 0,2-2,5

0,2-4

8

48 x 6 x 70

48 x 6 x 65

TRK 1,5/DS beige

1394.2/50

TRK 1,5/STB/DS

1395.2/50¹⁾

IEC UL CSA

400 600 600

10 15 15

2,5 | 22-12

4 | 3

A4 | V2

see page 302

0,2-4 | -

0,2-4 | 0,2-2,5

0,2-4







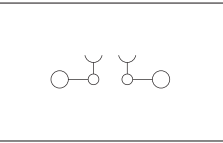
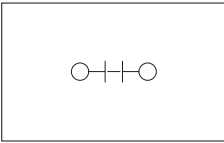
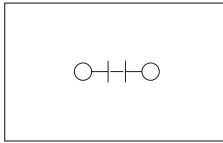
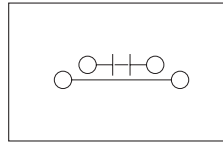
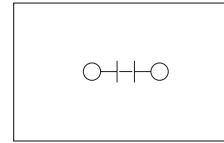
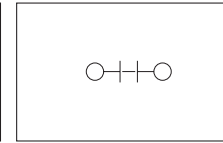




8

Page 126

Page 126

Page 126

Page 126

TRK 1,5	STK 2/15/K	STK 2/K	STKD 1/K	TK 2/15 K	TK 2/K
					
					
Disconnect terminal 2 connectors	Disconnect terminal 2 connectors	Disconnect terminal 2 connectors	Disconnect terminal 2+2 connectors	Disconnect terminal 2 connectors	Disconnect terminal 2 connectors
Screw connection technology	Screw connection technology	Screw connection technology	Screw connection technology	Screw connection technology	Screw connection technology
48 x 6 x 70 48 x 6 x 65	49 x 8 x 34	49 x 8 x 43,3 49 x 8 x 39	67 x 8 x 60 67 x 8 x 55,5	57,5 x 8 x 38,5	57,5 x 8 x 45,5 57,5 x 8 x 41
TRK 1,5 beige 1398.2/100	STK 2/15/K beige 1382.2/100 ²⁾ STK 2/15/K blue 1382.5/100 ²⁾	STK 2/K beige 1381.2/100 ²⁾ STK 2/K blue 1381.5/100 ²⁾	STKD 1/K beige 1383.2/50 ²⁾ STKD 1/K blue 1383.5/50 ²⁾	TK 2/15 K beige 2194.2/100 ²⁾ TK 2/15 K blue 2194.5/100 ²⁾	TK 2/K beige 2193.2/100 ²⁾ TK 2/K blue 2193.5/100 ²⁾
TRK 1,5/STB 1399.2/100 ¹⁾					
IEC 400 UL 600 CSA 600 10 15 15 2,5 22-12 4 3 A4 V2 see page 302	IEC 500 UL* 600 CSA* 600 6,3 10 10 4 22-12 6 3 A4 V2 see page 302	IEC 500 UL* 600 CSA* 600 6,3 10 10 4 22-12 6 3 A4 V2 see page 302	IEC 500 UL* 600 CSA* 600 6,3 10 10 4 22-12 6 3 A4 V2 see page 302	IEC 400 UL 600 CSA - 6,3 16 - 4 22-12 6 3 A4 V2 see page 302	IEC 400 UL 600 CSA - 6,3 16 - 4 22-12 6 3 A4 V2 see page 302
0,2-4 - 0,2-4 0,2-2,5 0,2-4 8	0,2-4 - 0,2-4 0,2-2,5 0,2-4 9	0,2-4 - 0,2-4 0,2-2,5 0,2-4 9	0,2-4 - 0,2-4 0,2-2,5 0,2-4 9	0,2-4 - 0,2-4 0,2-2,5 0,2-4 9	0,2-4 - 0,2-4 0,2-2,5 0,2-4 9
PS 4 2051.0/20 AQI 2/6/17 2064.0/50 AQI 3/6/17 2065.0/50 AQI 4/6/17 2066.0/50	AP/SI-2 2186.2/50 AQI 2/8/11 2067.0/50 AQI 3/8/11 2068.0/50 AQI 4/8/11 2069.0/50 KH 5 2470.0/1	AP/SI-2 2186.2/50 AQI 2/8/11 2067.0/50 AQI 3/8/11 2068.0/50 AQI 4/8/11 2069.0/50 KH 5 2470.0/1	AP/SID-1 2187.2/20 AQI 2/8/11 2067.0/50 AQI 3/8/11 2068.0/50 AQI 4/8/11 2069.0/50 KH 5 2470.0/1	AP/SI-1 2046.2/50 AQI 2/8/11 2067.0/50 AQI 3/8/11 2068.0/50 AQI 4/8/11 2069.0/50 KH 5 2470.0/1	AP/SI-1 2046.2/50 AQI 2/8/11 2067.0/50 AQI 3/8/11 2068.0/50 AQI 4/8/11 2069.0/50 KH 5 2470.0/1
DS 1-TRK 1,5 1400.2/1 					
DS 1-TRK 1,5 1401.2/1 					
DS 1-TRK 1,5 1402.2/1 					
DS 1-TRK 1,5 1403.2/1 					
SDB 0,6 x 3,5 1086.0/1	SDB 0,6 x 3,5 1086.0/1	SDB 0,6 x 3,5 1086.0/1	SDB 0,6 x 3,5 1086.0/1	SDB 0,6 x 3,5 1086.0/1	SDB 0,6 x 3,5 1086.0/1
Page 126	Page 126	Page 126	Page 126	Page 126	Page 126

¹⁾ with connector socket
²⁾ with contact sleeve